



# Broken Arrow Public Schools

*Fiscal Year*  
*2017 – 2018*  
*Budget*  
*Proposal*

**September 2017**

Presented by Natalie Eneff, CFO



# Broken Arrow Public Schools

## *General Fund*

### Revenue Budget



# Broken Arrow Public Schools

## *General Fund*

### 2017-2018 Proposed Revenue Budget

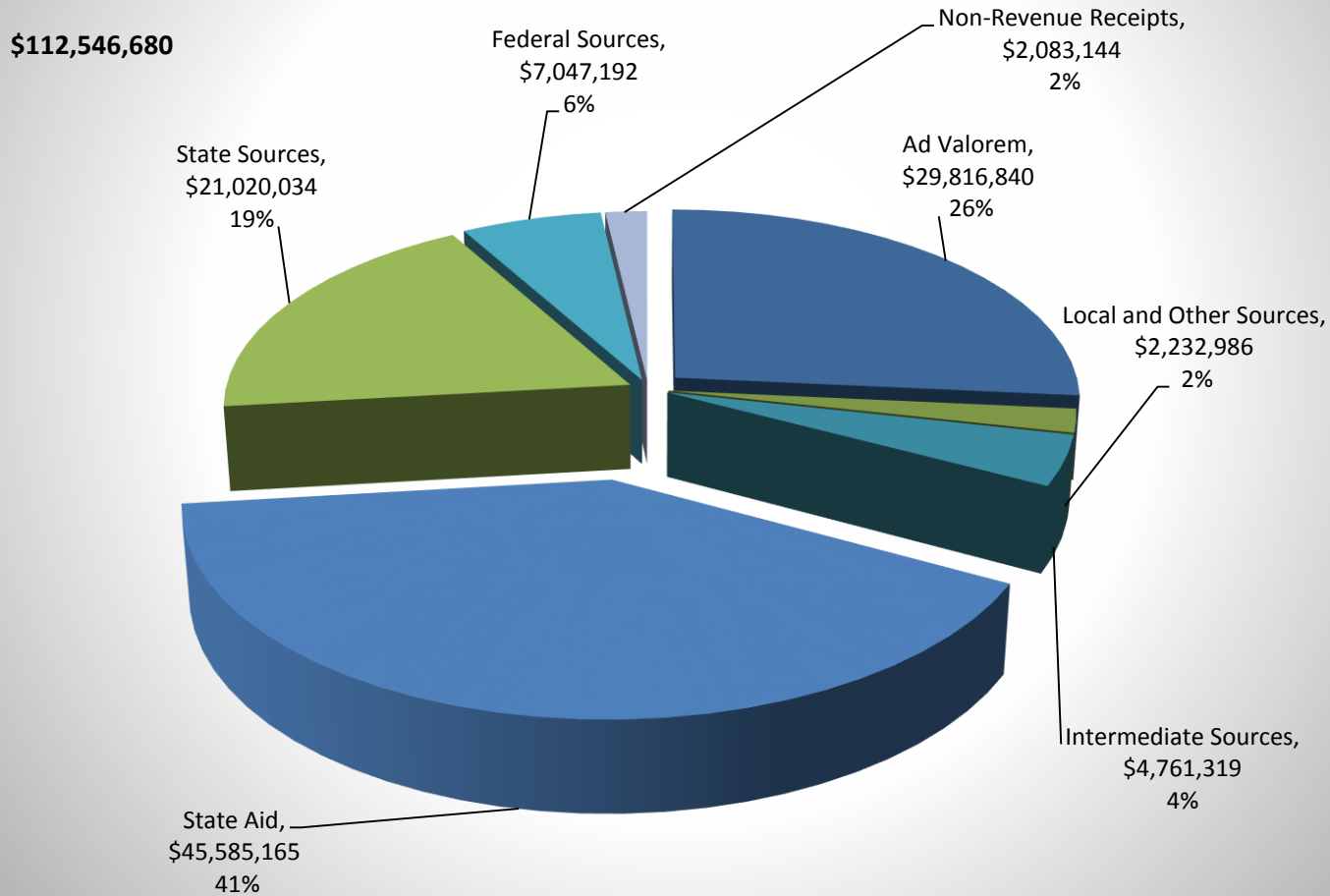
<b>Source</b>	<b>Actual 2016-2017</b>	<b>Estimate of Needs 2017-2018</b>	<b>Proposed 2017-2018</b>
Ad Valorem - Current	\$29,816,840	\$29,362,976	\$29,816,840
Local and Other Sources	2,232,986	2,232,986	2,232,986
Intermediate Sources	4,761,319	4,761,319	4,761,319
State Aid (w/Mid-Term Adj.)	45,585,165	45,585,165	45,849,299
State Sources	21,020,034	21,020,034	21,020,034
Federal Sources	7,047,192	7,049,617	7,049,617
Non-Revenue Receipts	2,083,144	2,115,509	2,115,509
<b>Total Revenue</b>	<b>\$112,546,680</b>	<b>\$112,127,606</b>	<b>\$112,845,604</b>



# Broken Arrow Public Schools

## *General Fund*

### 2016-2017 Actual Revenue

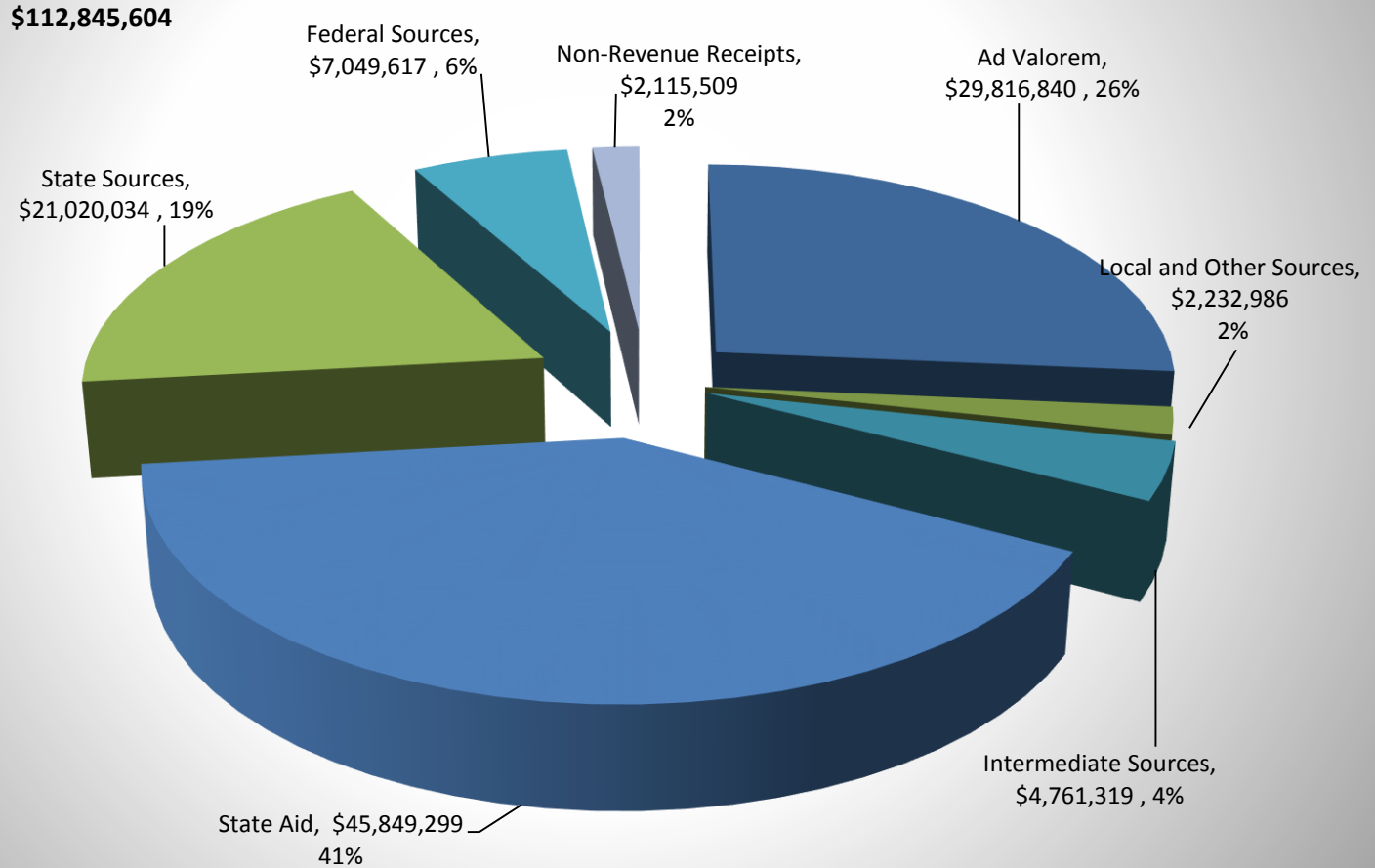




# Broken Arrow Public Schools

## *General Fund*

### 2017-2018 Proposed Revenue Budget





# Broken Arrow Public Schools

## *General Fund*

### Expenditure Budget



# Broken Arrow Public Schools

## *General Fund*

### 2017-2018 Proposed Expenditure Budget by Function

	<b>Actual</b>	<b>Proposed</b>
	<b>2016-2017</b>	<b>2017-2018</b>
Instruction	\$65,637,575	\$66,950,326
Support Services - Students	9,044,243	9,225,128
Support Services - Instructional Staff	5,185,004	5,288,705
General Administration	2,641,916	2,694,755
Campus Administration	7,554,140	7,705,223
Central Services	4,637,060	4,729,802
Operations and Maintenance	8,840,465	9,017,275
Student Transportation	5,635,397	5,748,104
Community Services	1,083,988	1,105,668
Other Uses	840,732	857,544
<b>Total</b>	<b>\$111,100,520</b>	<b>\$113,322,530</b>

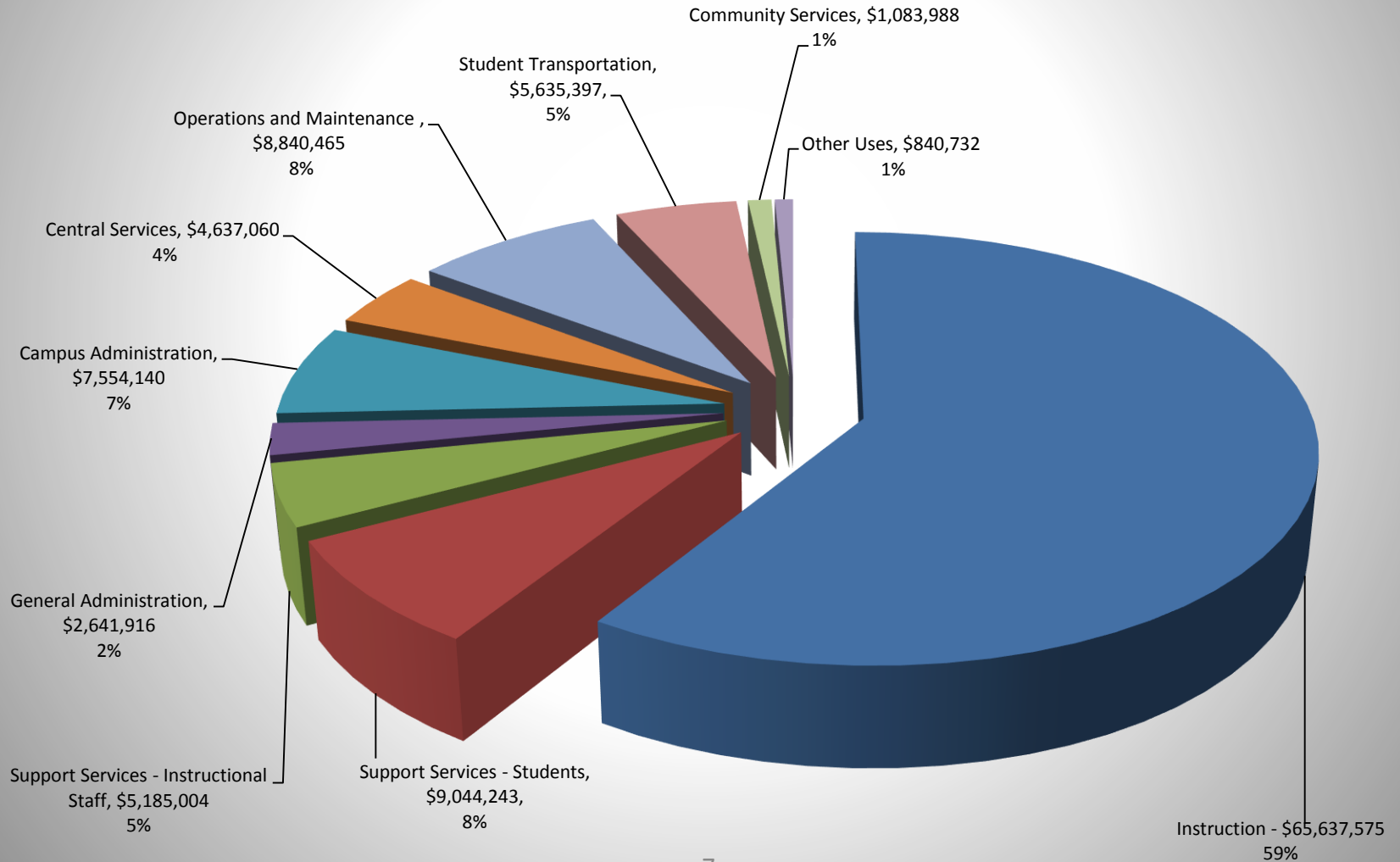


# Broken Arrow Public Schools

## *General Fund*

### 2016-2017 Actual Expenses

**\$111,100,520**



Difference in amounts due to rounding



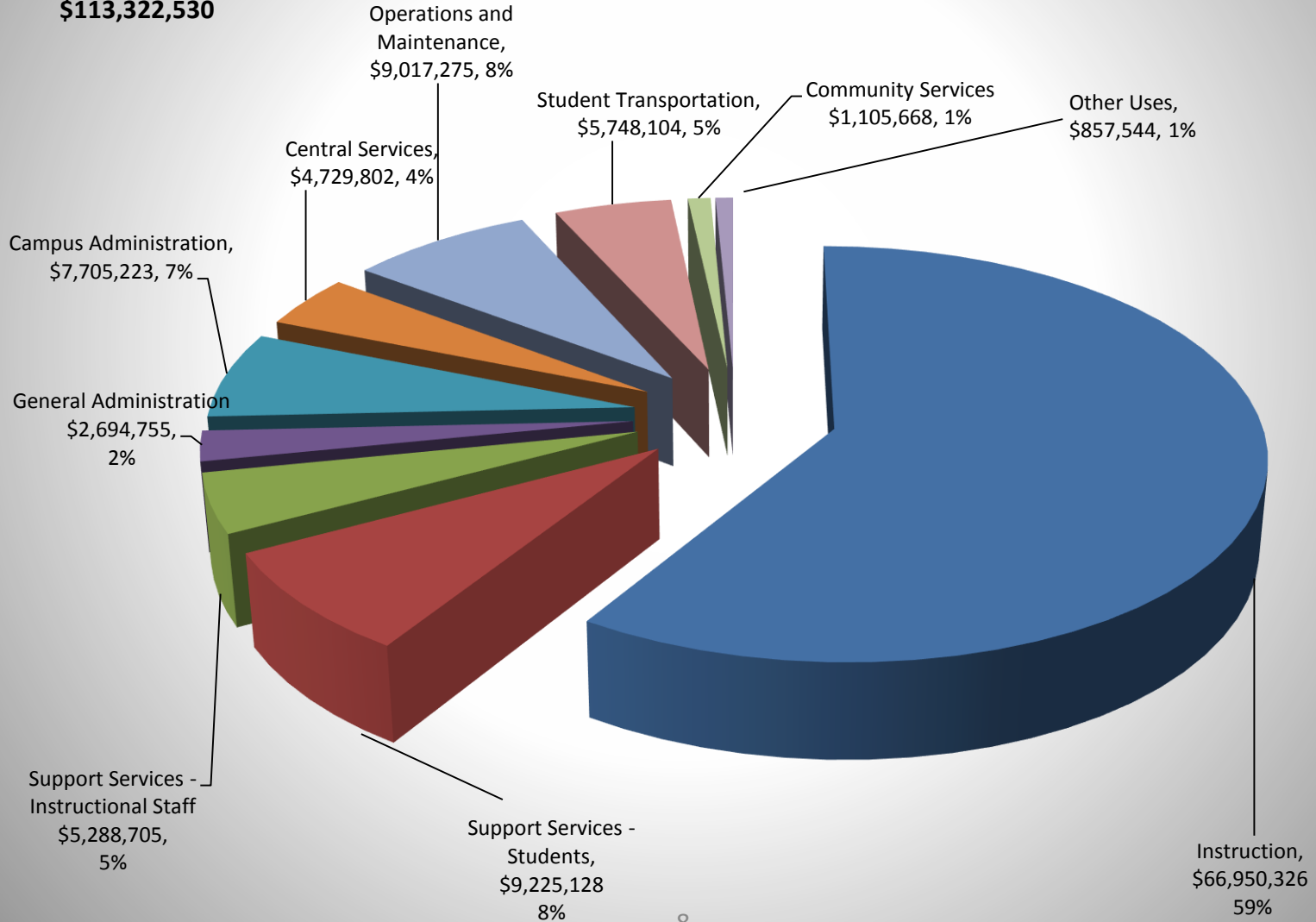


# Broken Arrow Public Schools

## *General Fund*

### 2017-2018 Proposed Expenditure Budget

**\$113,322,530**





# Broken Arrow Public Schools

## *Building Fund*

**Revenue  
Budget**



# Broken Arrow Public Schools

## *Building Fund*

### 2017-2018 Proposed Revenue Budget

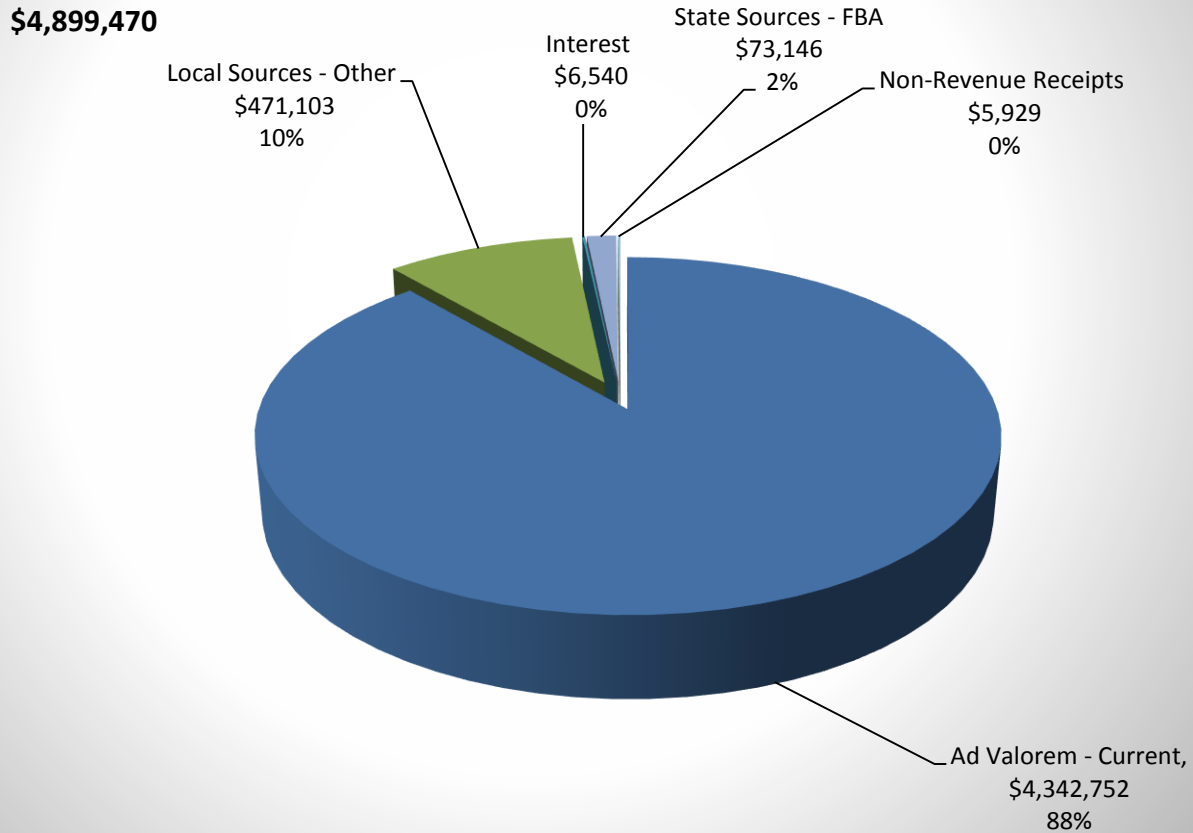
<b>Source</b>	<b>Actual 2016-2017</b>	<b>Estimate of Needs 2017-2018</b>	<b>Proposed 2017-2018</b>
Ad Valorem - Current	\$4,342,752	\$4,193,558	\$4,193,558
Local Sources - Other	471,103	471,103	471,103
Interest	6,540	6,540	6,540
State Sources - (FBA)	73,146	73,146	73,146
Non-Revenue Receipts	5,929	5,929	5,929
<b>Total Revenue</b>	<b>\$4,899,470</b>	<b>\$4,750,276</b>	<b>\$4,750,276</b>



# Broken Arrow Public Schools

## *Building Fund*

### 2016-2017 Actual Revenue

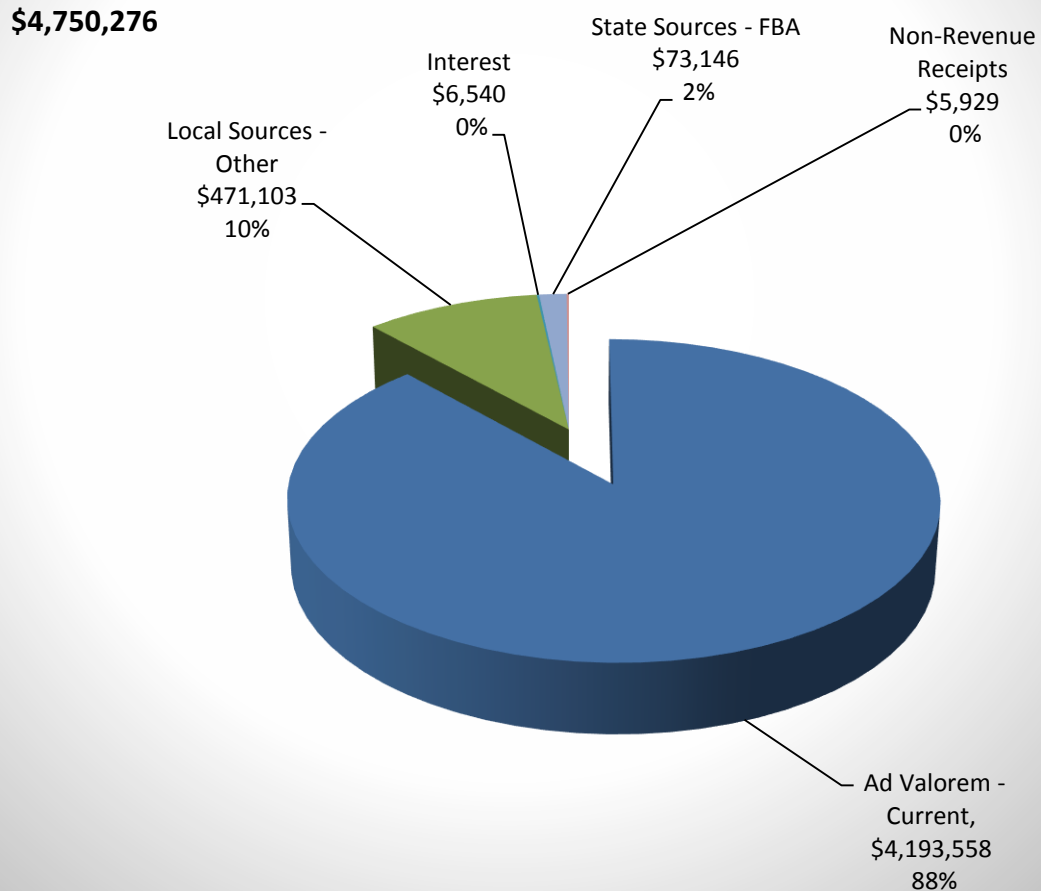




# Broken Arrow Public Schools

## *Building Fund*

### 2017-2018 Proposed Revenue Budget





# Broken Arrow Public Schools

## *Building Fund*

### Expenditure Budget



# Broken Arrow Public Schools

## *Building Fund*

### 2017-2018 Proposed Expenditure Budget by Object

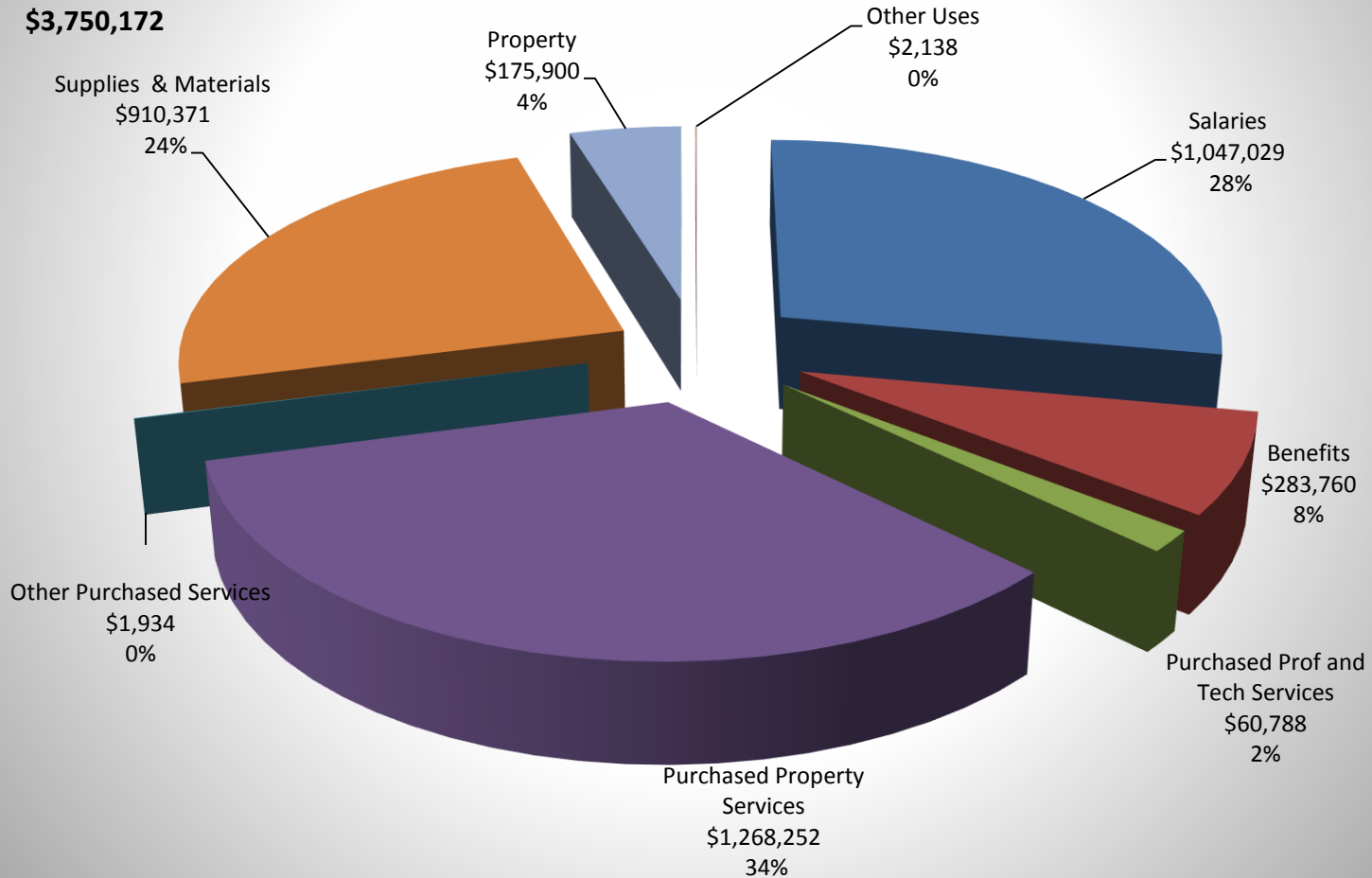
	<b>Actual 2016-2017</b>	<b>Proposed 2017-2018</b>
Salaries	\$1,047,029	\$1,200,000
Benefits	283,760	500,000
Purchased Prof & Tech Services	60,788	70,000
Purchased Property Services	1,268,252	1,500,000
Other Purchased Services	1,934	5,000
Supplies & Materials	910,371	1,500,000
Property	175,900	250,000
Other Uses	2,138	3,000
<b>Total Expenditures</b>	<b>\$3,750,172</b>	<b>\$5,028,000</b>



# Broken Arrow Public Schools

## *Building Fund*

### 2016-2017 Actual Expenses by Object



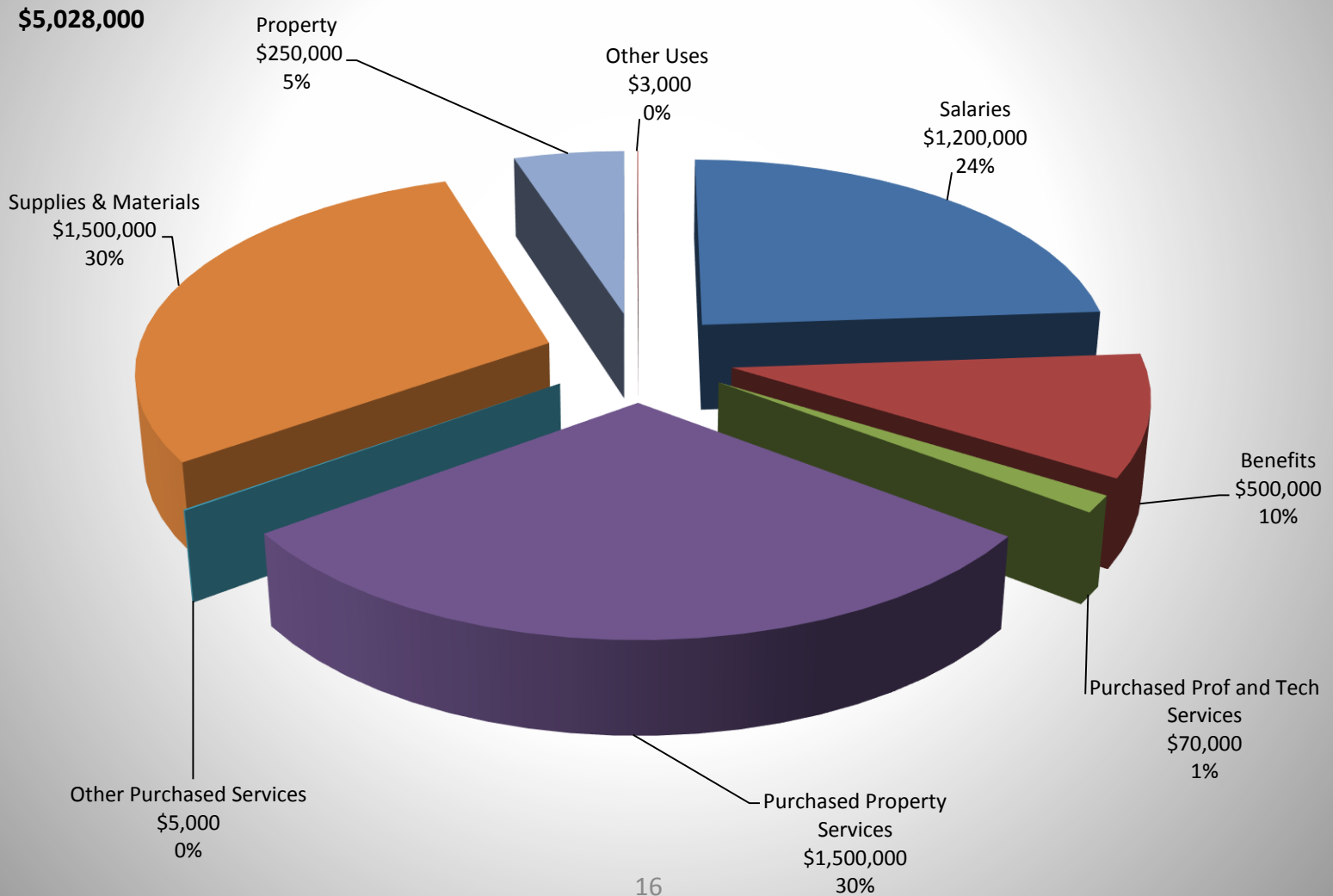




# Broken Arrow Public Schools

## *Building Fund*

### 2017-2018 Proposed Expenditure Budget





# **Broken Arrow Public Schools**

## ***Child Nutrition Fund***

**Revenue  
Budget**



# Broken Arrow Public Schools

## *Child Nutrition Fund*

### 2017-2018 Proposed Revenue Budget

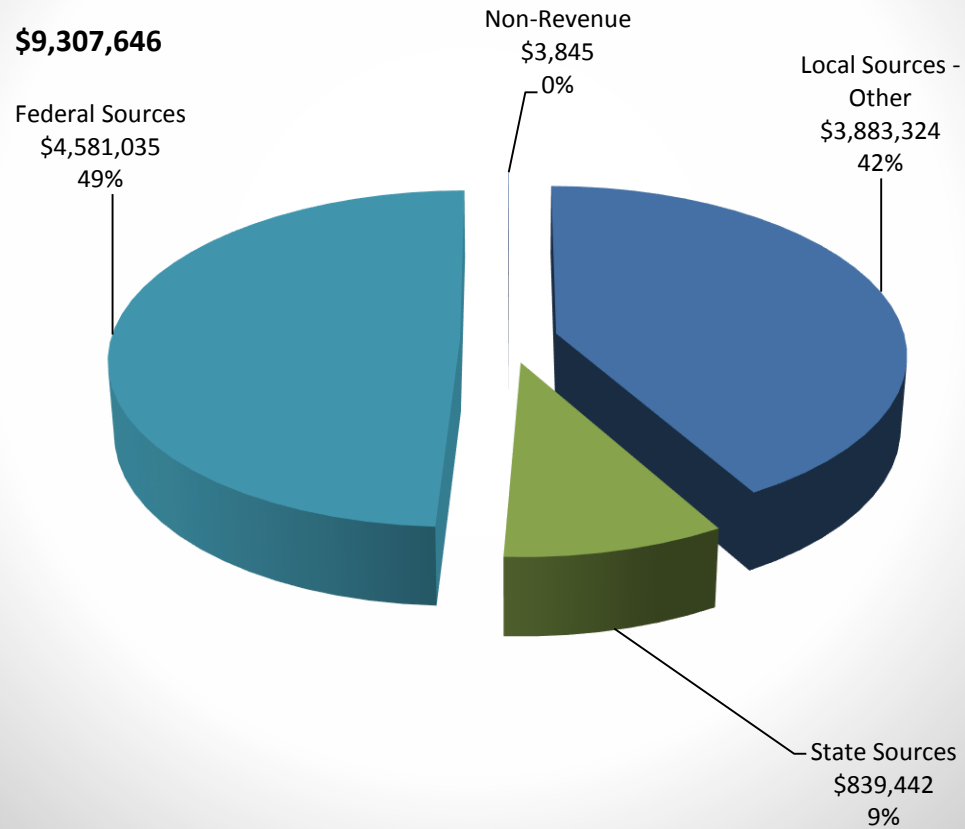
<b>Source</b>	<b>Actual 2016-2017</b>	<b>Estimate of Needs 2017-2018</b>	<b>Proposed 2017-2018</b>
Local Sources - Other	\$3,883,324	\$3,883,324	\$3,883,324
State Sources	839,442	839,442	839,442
Federal Sources	4,581,035	4,581,035	4,581,035
Non-Revenue Receipts	3,845	3,845	3,845
<b>Total Revenue</b>	<b>\$9,307,646</b>	<b>\$9,307,646</b>	<b>\$9,307,646</b>



# Broken Arrow Public Schools

## *Child Nutrition Fund*

### 2016-2017 Actual Revenue

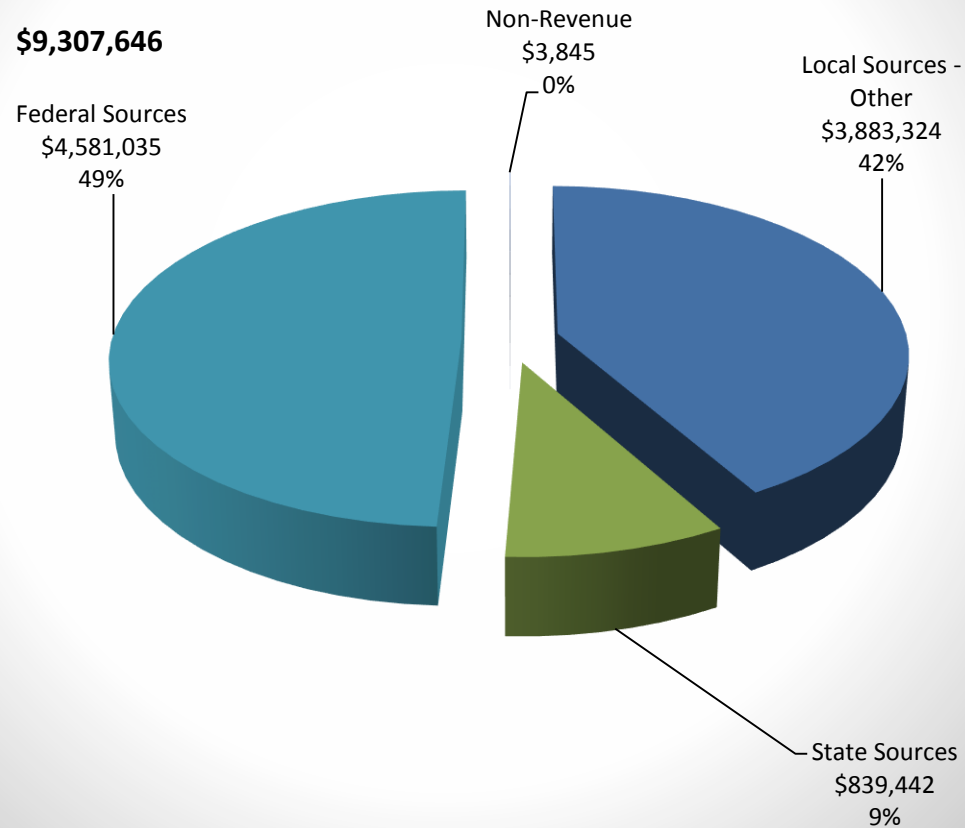




# Broken Arrow Public Schools

## *Child Nutrition Fund*

### 2017-2018 Proposed Revenue Budget





# **Broken Arrow Public Schools**

## ***Child Nutrition Fund***

### **Expenditure Budget**



# Broken Arrow Public Schools

## *Child Nutrition Fund*

### 2017-2018 Proposed Expenditure Budget by Function

	<b>Actual 2016-2017</b>	<b>Proposed 2017-2018</b>
Food Preparation Services	\$3,634,514	\$4,120,000
Food Supplies/Delivery	193,060	225,000
Other Direct Services	810,251	750,000
Food Procurement	3,770,267	4,600,000
Other Child Nutrition Programs	6,779	25,000
Other Uses	477,999	500,000
<b>Total Expenditures</b>	<b>\$8,892,870</b>	<b>\$10,220,000</b>

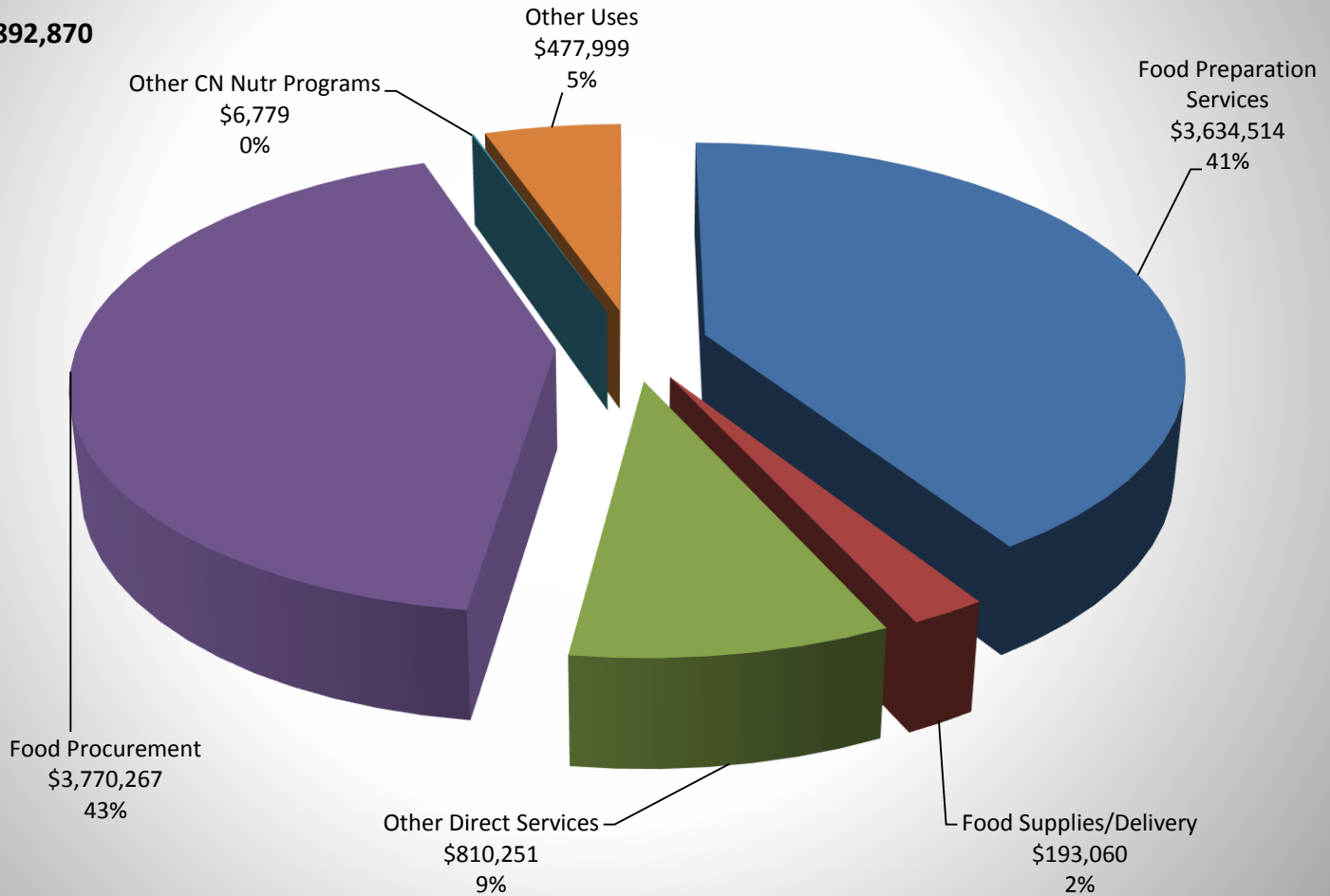


# Broken Arrow Public Schools

## *Child Nutrition Fund*

### 2016-2017 Actual Expenses

**\$8,892,870**







# Broken Arrow Public Schools

## *Child Nutrition Fund*

### 2017-2018 Proposed Expenditure Budget

